

Ultrasonic Transit-Time Flow Meter

Features

- Accuracy +/- 0.5% of reading
- Repeatability +/- 0.5% of reading
- Wide operating temperature range
-40F to 176F (-40C to 80C)
- Available with insertion high temperature transducers -40F to 300F (-40C to 150C)
- One meter for a wide range of pipe sizes from 1" to 200" (25mm to 5000mm)
- Clamp-on sensors require no pipe cutting, no plant shut-down, are a hygienic measurement leading to lower installation and labor costs
- Available with standard insertion transducers or small (0.75" diameter) insertion transducers for pipes smaller than 16" (DN 400)
- Wide bi-directional Flow range of 0 to 40 ft/s (0 to 12 m/s)
- Daily, monthly and yearly totalized flow
- Internally configured batch controller makes batch control convenient
- Measurement is independent of fluid conductivity for a wider applicability than magnetic meters
- 1 gig SD card high memory data logger

SIERRA
INSTRUMENTS
THE MASS FLOW COMPANY

ISO
REGISTERED
9001

For information online: www.sierrainstruments.com

Innova-Sonic® Model 205



Description

Our Innova-Sonic® ultrasonic flow meter is a state-of-the-art universal transit-time flow meter incorporating the latest developments in digital signal processing. Sophisticated electronics coupled with powerful ultrasonic transducers deliver highly accurate flow measurement for liquids in full pipes. While principally designed for clean liquid applications, the instrument is tolerant of liquids with the small quantity of air bubbles or suspended solids common in most industrial applications.

Innova-Sonic® offers low power consumption, high reliability, and outstanding applicability at an economical price. An easy to read display and clear, user-friendly menu selections make using the instrument simple and convenient. The instrument can be configured via keypad without any additional programming devices, is packaged in a die cast NEMA 4X (IP65) housing, and is available in your choice of non-invasive clamp-on or insertion transducer configurations.

Innova-Sonic® features a self-contained 4-20 mA current loop signal output for instantaneous flow, as well as two independent temperature inputs for thermal energy monitoring. The instrument also features a 7 digit alphanumeric display, parallel operation of positive, negative and net flow totalizers (with user-selectable scale factors) and configurable pulse and frequency outputs (transmitted via relay and open collector) for totalized flow. SD data logging capability is included and energy monitoring is fully supported at no additional charge.

Performance Specifications

Flow Range:

0 to +/- 40 ft/s (0 to +/- 12 m/s)

Accuracy:

+/- 0.5% of reading

Repeatability:

+/- 0.5% of reading

Pipe Size:

1 in to 200 in (25mm to 5000mm)

Operating Specifications

Output:

Analog: 0/4 to 20mA (max load 750Ω)
 Pulse output: 0 to 9999Hz, OCT, (min. and max. frequency is adjustable)
 Relay output: SPST, max 1Hz, (IA@125VAC or 2A @ 30VDC)
 Digital output: RS232 or RS485

Power Supply: 90 to 250 VAC, 48 to 63 Hz
 10 to 36 VDC (both are standard)

Keypad: 16 (4x4) key with tactile action

Display: 40 character, 2 line (20x2) lattice alphanumeric, backlit LCD

Temperature: Transmitter: -40F to 140F (-40C to 60C)
 Clamp-on transducer: -40F to 176F (-40C to 80C)
 Insertion transducer: -40F to 176F (-40C to 80C)
 Insertion high-temperature transducer: -40F to 300F (-40C to 150C)

Insertion Transducer Pressure:

Max operating pressure 20 barg, 300 psig

Humidity: Up to 99%RH, (non-condensing).

Physical Specifications

Transmitter: NEMA 4X (IP65), die-cast aluminum

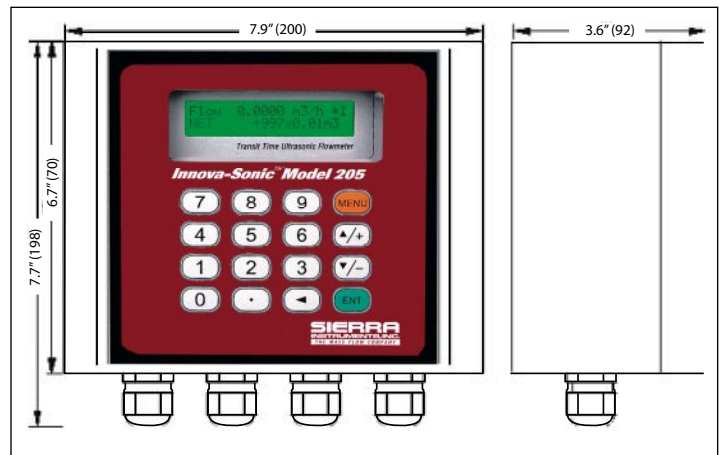
Transducer: Encapsulated design standard/maximum cable length:
 30ft/1000ft (9m/305m)

Weight Transmitter: Approximately 4.7 lb. (2.15kg)
 Transducer: approximately 2.0 lb. (0.9kg) (standard)

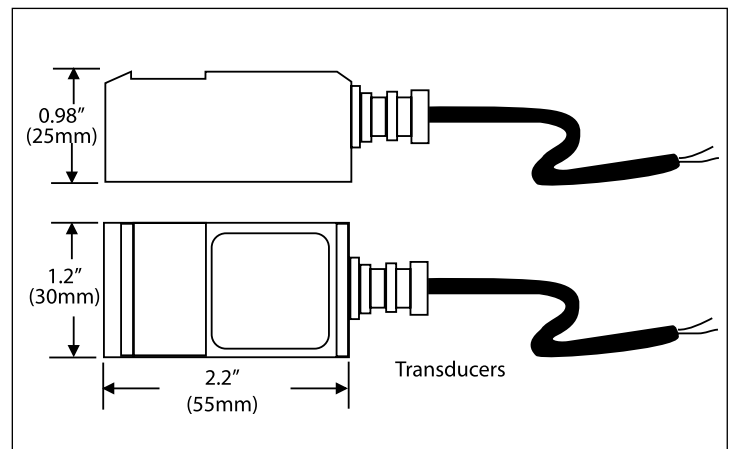
Typical Clamp-On Installation



Transmitter Dimensional Specifications



Clamp-on Transducer Dimensional Specifications



Typical Insertion Installation

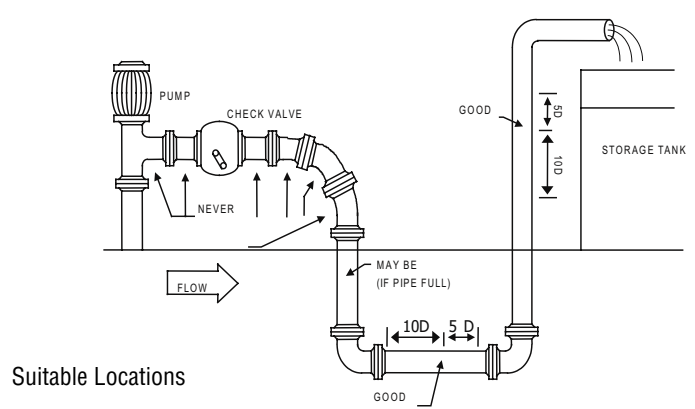
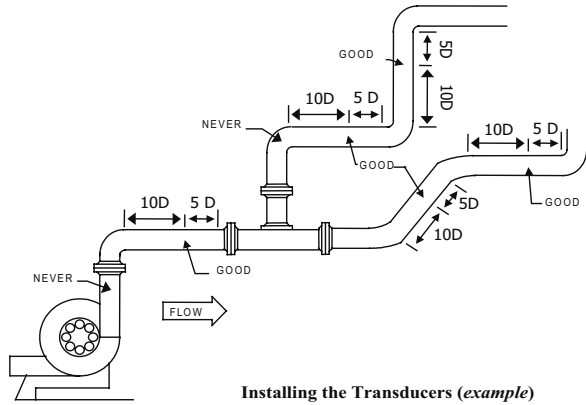


Standard Insertion Transducer

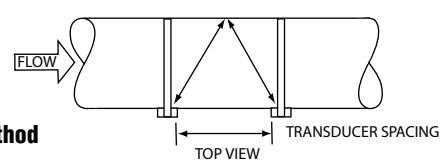
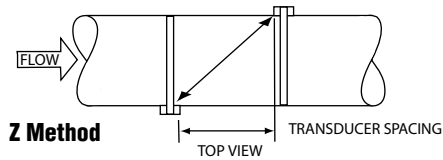
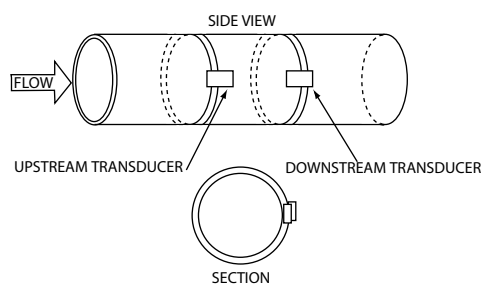
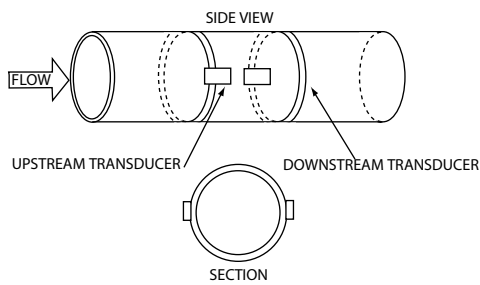


Small (3/4") Insertion Transducer

Suitable Locations



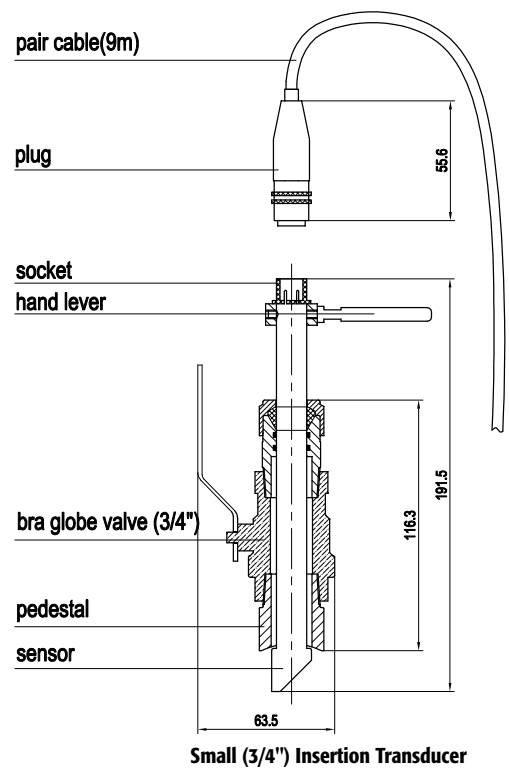
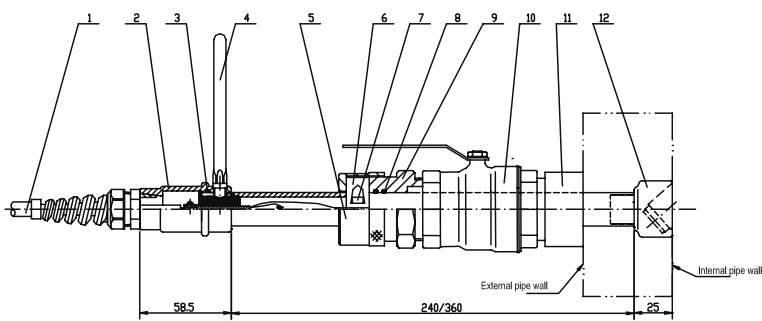
Transducer Spacing Requirements



Insertion Transducer

DIMENSIONAL SPECIFICATIONS-STANDARD INSERTION SENSOR

| No. | Parts | No. | Parts |
|-----|------------------|-----|--------------------|
| 1 | Cable | 7 | Set Screw |
| 2 | End Connector | 8 | O-Ring |
| 3 | O-Ring | 9 | Nut |
| 4 | Alignment Handle | 10 | Ball Valve |
| 5 | Locking Sleeve | 11 | Mounting Collar |
| 6 | Locking Collar | 12 | Transducer Housing |



Ordering the Model 205

