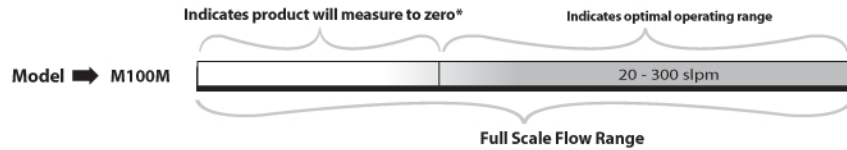
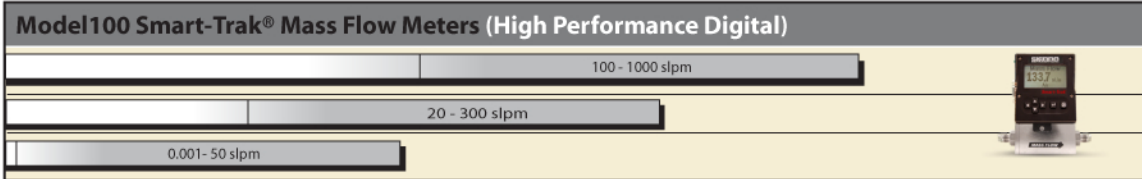


How to read this Chart:

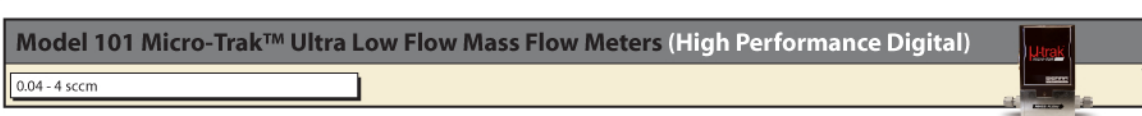


*Note: The Model 100, 101 and 180 will measure down to 1% of full scale and Model 820, 830 and 730 will measure down to 2% of full scale.



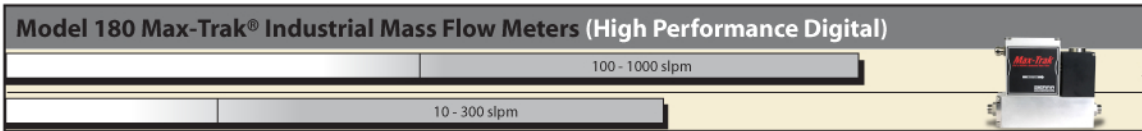
Model 100 Smart-Trak®
[Click here for more information](#)

- Our Flagship MFM
- Digital Mass Flow Meter
- Multi Gas, User Programmable
- Pilot Module Interface



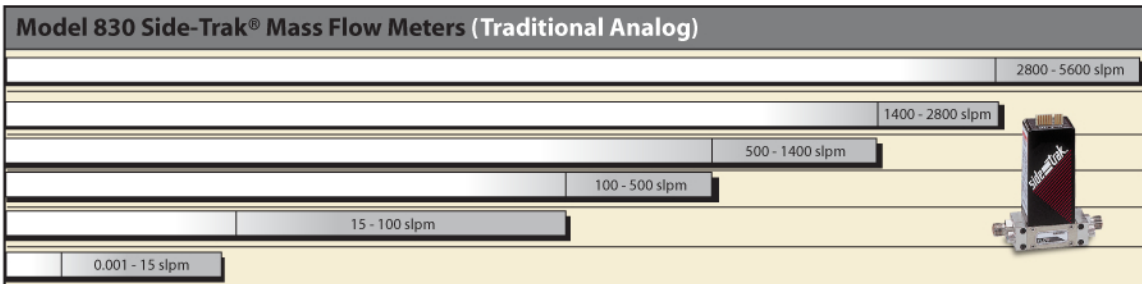
Model 101 Micro-Trak™
[Click here for more information](#)

- Ultra Low Flows
- Multi Gas, User Programmable
- Pilot Module Interface



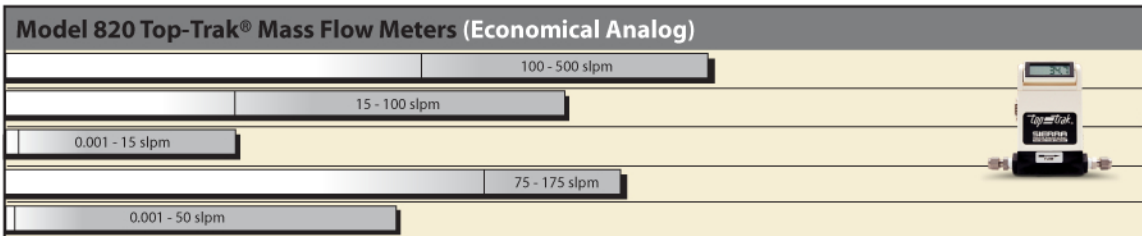
Model 180 Max-Trak®
[Click here for more information](#)

- Industrial MFM
- Multi Gas, User Programmable
- NEMA 4X IP65



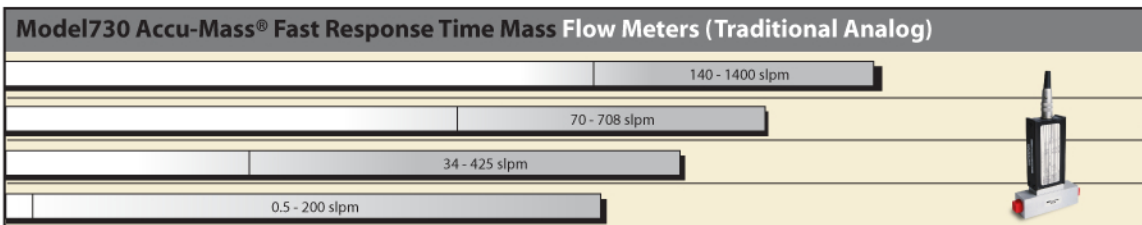
Model 830 Side-Trak®
[Click here for more information](#)

- Low Pressure Drop
- Rugged and Reliable
- Ideal replacement for older flow meters



Model 820 Top-Trak®
[Click here for more information](#)

- Great OEM Choice
- Low Pressure Drop
- Stainless Steel, Aluminum, Nylon
- Easy To Read Display



Model 730 Accu-Mass®
[Click here for more information](#)

- Very Fast Response Time
- Aluminum or Stainless Steel
- Low Pressure Drop