

Engine Air Intake Mass Flow Meter For Engine and Vehicle Testing Applications

FEATURES

- High performance research-grade instrument
- 200 millisecond response to changes in flow rate
- High accuracy of +/- 1% of full scale over a broad range of flow ensures compliance with ISO 8178-1
- Outstanding 15:1 turndown gives high accuracy at low idle conditions
- Low pressure drop
- Plug and play operation with Sierra's BG[®]3 particulate sampling system
- Dual-plate laminar flow conditioning element for constrained piping environments
- Widely used in engine & vehicle testing applications
- Smart electronics permit field adjustment of critical flow meter settings
- Field validation of flow meter calibration
- 2 x 12 backlit LCD display
- CE approved
- Interfaces & Calibrates via BG3



www.sierrainstruments.com



AirTrakTM 628S



DESCRIPTION

The AirTrakTM 628S was originally designed to work specifically with Sierra's BG[®]3 engine emissions sampling system as an extremely fast, accurate, and repeatable engine air intake mass flow meter. However, the instrument has proven to be an excellent solution across the board in all engine testing applications.

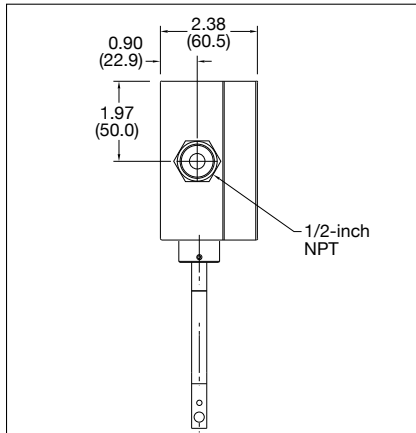
AirTrak is specifically designed to measure engine air intake mass flow rate. The meter uses FastFloTM Sensor Technology for an extremely fast 200 millisecond response-time making it ideal for the toughest transient test cycles.

Integral Dual-Plate laminar flow conditioning elements and wide 15:1 turndown make AirTrak a flexible solution for the constrained piping environments commonly found in today's engine test cells.

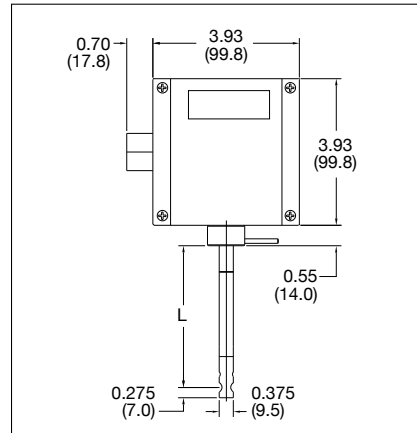
In addition, the versatile microprocessor-based instrument integrates the functions of flow-range adjustment, meter validation and diagnostics in a probe-mounted NEMA 4X (IP65) housing. Mass flow rate and totalized flow, as well as other configuration variables, are displayed on the meter's 2 x 12 backlit LCD panel. AirTrak also provides an optical/galvanic isolated 4-20 mA output and two alarm outputs. The programmable transmitter is easily configured via RS 232 and Sierra's Smart InterfaceTM WindowsTM based software or via three push buttons inside the instrument. AirTrak is available in body sizes from 1 inches to 24 inches (316 stainless steel tubing).

DIMENSIONAL SPECIFICATIONS

6285—Side View



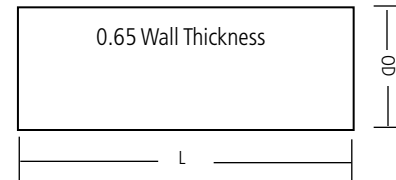
6285—Front View



All dimensions are in inches. Millimeters are in parentheses. Certified drawings are available on request.

TABLES

Fitting Size				
Code	L (in.)	OD (in.)	Max(SCFM)	ΔP (in H ₂ O)
BW1	4	1	109	40
BW1.5	7	1.5	245	50
BW2	8	2	436	50
BW4	16	4	1744	50
BW6	24	6	3924	60
BW8	32	8	6976	90



PERFORMANCE SPECIFICATIONS

Accuracy of Point Velocity

+/- 1% of full scale above 10% full scale

Repeatability

+/- 0.5% of full scale below 10% full scale
+/- 2% of reading above 10% full scale

Temperature Coefficient

+/- 0.02% of reading per °F within $\pm 50^\circ\text{F}$ of customer specified conditions
+/- 0.03% of reading per °F within $\pm 50^\circ\text{F}$ to 100°F of customer specified conditions
+/- 0.04% of reading per °C within $\pm 25^\circ\text{C}$ of customer specified conditions
+/- 0.06% of reading per °C within $\pm 25^\circ\text{C}$ to 50°C of customer specified conditions

Pressure Coefficient

0.02% per psi for air

Response Time

200 milliseconds to 63% of final velocity value

OPERATING SPECIFICATIONS

Gases

Air

Gas Pressure

120 psig (8 barg) maximum design pressure

Pressure Drop

Negligible

Gas & Ambient Temperature

Gas -40° to 176°F (-40° to 80°C)
Ambient -40° to 120°F (-40° to 50°C)

Power Requirements

18 to 30 VDC (regulated), 625 mA maximum

Output Signal

Linear 0–5 VDC, 1000 ohms minimum load resistance or
Linear 4–20 mA proportional to mass flow rate,
700 ohms maximum resistance power supply dependent
User-selectable. Active non-galvanically separated or
passive galvanically separated (loop power required)

OPERATING SPECIFICATIONS (continued)

Alarms

Hard contact user-adjustable high and low
Dead band adjustable with Smart Interface™ software
Relay ratings . . Maximum 42 VAC or 42 VDC, 140 mA

Displays

Alphanumeric 2 x 12 digit backlit LCD
Adjustable variables via on-board switches (password protected) or
with Smart Interface™ software
Adjustable variables Full scale (50 to 100 %)
Time Response (1 to 7 seconds)
Correction factor setting (0.5 to 5)
Zero and span

Totalizer

Eight digits (99,999,999) in engineering units
Resettable by software, on-board switches or external magnet

Software

Smart Interface™ Windows™-based software
Minimum 8 MB of RAM, preferred 16 MB of RAM

RS 232 communication

Additional features Alarm dead band adjustment
Low flow cut-off adjustment
Linearization adjustment
Save / Load configurations
Flow meter validation

PHYSICAL SPECIFICATIONS

Wetted Material

Probe 316 SS
Flow Body 316 SS tubing
Sensor 304 SS, glass coating epoxy

Enclosure

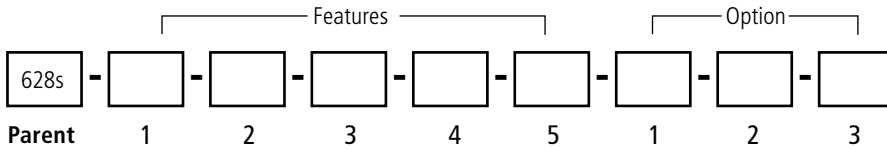
NEMA 4X (IP65) powder-coated cast aluminum

Electrical Connections

One 1/2-inch female NPT

Certifications

CE approved



Instructions: To order a 628s please fill in each number block by selecting the codes from the corresponding features below.

Parent Model Number	
628S	AirTrak™ Inline Mass Flow Meter. 18-30 VDC input power with Dual-plate laminar flow conditioning element for constrained piping environments. Extremely fast, accurate, and repeatable •Accuracy of Point Velocity: +/- 1% of reading above 10% full scale air intake mass flow meter. "Smart Electronics" with PC configuration software, calibrated temperatures up to 176°F (80°C) and pressures up to 150 psig (10.34 barg). 200 msec response. CE approved. 4-20 mA, 0-10 VDC or 0-5 VDC linear output

Feature 1: Flow Body Tube	
BW1	1 inch tube
BW1.5	1.5 inch tube
BW2	2 inch tube
BW3	3 inch tube
BW4	4 inch tube
BW6	6 inch tube
BW8	8 inch tube

Feature 2: Electronics Enclosure	
EN2	NEMA 4X (IP65) Enclosure. Mounted directly on probe.
EN4 ()	Remote NEMA 4X (IP65) Enclosure with Junction Box Mounted up to 200 feet (61m) away from the probe with junction box mounted on probe. Includes remote electronics enclosure mounting bracket and 1/2-inch Female NPT connection.

Feature 3: Output	
V1	0-5 VDC, linear
V3	0-10 VDC, linear
V4	4-20 mA, linear

Feature 4: Display	
NR	No readout
DD	Digital display. 2 x 12 digit, backlit, LCD display indicates flow rate and totalized mass in engineering units. Simplifies configuration settings and provides system status information
DD-NRT	Totalizer cannot be reset in the field.

Feature 5: Gas	
0	Air
1	Argon
2	Carbon dioxide
6	Helium
10	Nitrogen
99	Other--consult factory

Option 1: Digital Communications	
PULSE	Totalizer pulse output (1 Hz max)
MB	Modbus communications protocol

Option 2: Certificates	
MC	Material certificates--US Mill certs on all wetted parts
CC	Certificate of conformance
LT	Leak test certificate
PT	Pressure test certificate

Option 3: Power Supplies	
100-T10F ()	24 VDC Power Supply for 620S only. Supplied with fly leads, 1.5 Amps, 110-230 VAC, CE approved. Specify plug preference in parentheses: (US) for USA plug, (EU) for Euro plug, (UK) for Great Britain plug.